



Michigan's Graduated Driver Licensing:

*A GUIDE
FOR PARENTS*

TABLE OF CONTENTS

Please note: All of the following information is also available on the Michigan Department of State's Web site — www.Michigan.gov/sos

What is Graduated Driver Licensing?	1
Getting Started in GDL	2
Choosing a Driver Education Program	
Driver Education for Teens with Disabilities	
Beginning Driver Education—Segment 1	3
Preparing for the Level 1 Learner's License	5
Your Teenager Has a Level 1 License: Now What?	7
Preparing for Segment 2 of Driver Education	9
Getting Ready for the Driving Skills Test	11
The Level 2 Intermediate License	13
The Final Stage—Gaining Full Driving Privileges at Level 3	16
Coaching Your Teen	18
Your Auto Insurance	21
Choosing a Vehicle for Your Teen	21
Probation	21
A Word About the Michigan Department of State Probationary License Program	
What Are Zero Tolerance and Minor in Possession Laws?	22
How Teens are Involved in Crashes...	23
Resource Materials	24
Michigan's Graduated License System	26

Welcome to Michigan's Graduated Driver Licensing (GDL) program. This booklet provides you with easy-to-understand, step-by-step explanations of GDL. Each section contains a checklist of helpful points to guide you and your teen through the GDL process.

The goal of GDL is to reduce crashes, serious injuries and traffic-related deaths involving teen drivers and their passengers. Through GDL, teen drivers gain the knowledge, skill and experience needed to develop safe driving habits.

WHAT IS GRADUATED DRIVER LICENSING?

Graduated Driver Licensing (GDL) is a driver licensing system designed to teach teens to drive by gradually increasing their driving privileges as they advance through the system. GDL consists of two segments of driver education instruction and three licensing levels.

The driver education course is made up of Segment 1, which consists of a minimum of 24 hours of classroom instruction, a minimum of six hours of behind-the-wheel instruction and a minimum of four hours of observation time as a passenger in a training vehicle, and Segment 2, which consists of a minimum of six hours of classroom instruction, designed to provide teens with defensive driving skills.

The three licensing levels in GDL are: a supervised learner's license (Level 1 License), an intermediate license that limits passengers and unsupervised nighttime driving (level 2 License), and a full-privilege driver license (Level 3 License) issued after a teen driver has successfully completed all previous instruction and driving requirements. GDL license levels 1 and 2 have certain restrictions to limit teens' driving exposure to high-risk situations and help protect them while they are learning to drive.

GDL Suspensions

Teens ticketed and convicted of violating the restrictions of their GDL licenses will be referred for a driver assessment reexamination by the Michigan Department of State. Depending on the nature of the violation, the department may suspend the teen's license for 30 days up to a year. Any suspension action taken against the license may also significantly delay a teen's advancement through GDL.

GETTING STARTED IN GDL

Choosing a Driver Education Program

Driver education programs are provided by both public school districts and private driving schools. When selecting a school, it is important to consider the school's reputation, program cost and any contract requirements. A list of driver education providers is on the Department of State Web site at **www.Michigan.gov/sos**. To view it, click on the following: "Driver's License and State ID," "Driver Education," "Driver Education Provider and Instructor Listings" and "Driver Education Classrooms."

Public Schools — Teens with Special Needs

Students identified with disabilities under Section 504 of the Rehabilitation Act and special education students are entitled to enroll in the driver education course offered within their school district. Students are entitled to accommodations (at no additional expense to the parent) to minimize the effects of their disabilities as long as their disabilities do not prevent them from driving safely (e.g., seizure conditions, blindness, etc.). Parents and school districts may agree upon appropriate accommodations in a written plan developed by the parents and school personnel. For additional information regarding accommodations for students with disabilities and driver education, please telephone the Michigan Department of Education's Office of Special Education and Early Intervention Help Line at (888) 320-8384, or the Michigan Assistive Technology Resource at (800) 274-7426.

Driver Training Schools — Teens with Special Needs

Students with disabilities who attend driver education offered by driver training schools may be entitled to accommodations (at no additional expense to the parent) to minimize the effects of their disabilities as long as their disabilities do not prevent them from driving safely (e.g., seizure conditions, blindness, etc.). The Americans with Disabilities Act may require a driver training school to provide auxiliary aids depending on if the service is "readily achievable." For additional information, contact the Michigan Commission on Disability Concerns, either by telephone at (877) 499-6232 or at **www.Michigan.gov/dleg**.

BEGINNING DRIVER EDUCATION

Segment 1 Driver Education

Requirements

- 14 years, 8 months of age
- Permission of parent/guardian

Availability

- Public School District
- Driver Training School

Minimum Course Content

- 24 hours of classroom instruction
- Six hours behind-the-wheel driving experience
- Four hours of observation time in a training vehicle

Restrictions

- May drive only with driver education instructor unless school issued limited parent driving permit

Congratulations! Your daughter or son is 14 years, 8 months old and is eligible to begin driver education. As a parent or legal guardian, your first step begins by granting permission to your teen to enroll in a Segment 1 driver education course certified by the Michigan Department of State. You have the right to postpone enrolling your teen in driver education if you feel he or she is not ready to take on the responsibilities of learning to drive. Segment 1 of driver education consists of a minimum of 24 hours of classroom instruction, a minimum of six hours of behind-the-wheel instruction and a minimum of four hours of observation time in a training vehicle. Segment 1 is designed to prepare teens to acquire a Level 1 License. Upon successful completion of Segment 1 and the Segment 1 Knowledge Test, developed by the Department of State, a green driver education *Segment 1 Certificate of Completion* will be issued to your teen. The *Segment 1 Certificate of Completion* is **not a permit to drive and cannot be treated as a driver's license.**

You may want to request a final assessment of your son or daughter's driving skills after the instruction has been completed.

After completing Segment 1, your teen is ready to apply for a Level 1 License. Both you and your teen must go to a Secretary of State branch office to apply for the Level 1 License.

Points to remember:

- Contact your teen's school well in advance of when you wish your teen to start GDL. Failure to apply in advance may delay enrollment until the next session. Both public school districts and private driving schools provide driver education courses.
- Your teen must be at least 14 years, 8 months to begin Segment 1 of driver education.
- Obtain date, time and location for the Segment 1 driver education course.
- Obtain date for GDL Parent Orientation Meeting (if school offers one).
- Follow enrollment procedure for the school you choose.
- Notify the school if your teen has any physical or medical conditions that might affect his or her classroom or driving instruction.
- Vision screening will be **required** prior to your teen's approval to begin the behind-the-wheel instruction as part of Segment 1 of the driver education course.
- Obtain a vision screening from a health professional or contact the school to see if one is provided.
- Obtain a certified copy of your teen's birth certificate—hospital birth certificates are not acceptable. Certified birth certificates are available from the county clerk's office of the county where your teen was born. A Michigan state identification card or moped license will also be accepted.
- **Make plans to ensure your teen has safe transportation to and from the Segment 1 driver education course.**
- The Driver Education *Segment 1 Certificate of Completion* is **not a permit to drive and cannot be treated as a driver's license.**

MICHIGAN DRIVER EDUCATION			A 1111111
DES-001 (7/10)	SEGMENT 1	CERTIFICATE OF COMPLETION	
This is to certify that:			
_____	_____	_____	_____
First	Middle	Last	DATE
Date of Birth: _____	_____	_____	_____
Month	Day	Year	
has successfully completed Segment 1 of a driver education course in compliance with PA 384 of 2006. The instruction was provided by:			
_____	_____	_____	_____
NAME OF SCHOOL	CITY	Secretary of State www.Michigan.gov/sos	Driver Education Instructor Signature
_____	_____	_____	_____
DRIVER EDUCATION CODE	_____	_____	Authorized School Official Signature
THIS IS NOT A DRIVER LICENSE. THE STUDENT MUST OBTAIN A LEVEL 1 LICENSE FROM THE SECRETARY OF STATE TO DRIVE A VEHICLE.			

(Not shown in actual color or size)

PREPARING FOR THE LEVEL 1 LEARNER'S LICENSE

Level 1 Learner's License

Requirements

- Must have a Certificate of Completion for Segment 1
- Must present proof of:
 - A Social Security number or letter of ineligibility
 - U.S. citizenship or legal presence
 - Identity
 - Michigan residency
- Parent/guardian signature required on application
- Pass vision screening required by Secretary of State

Availability

- Obtain Level 1 License at a Secretary of State branch office
- May only drive with licensed parent/guardian or designated licensed adult age 21 or older
- Parent/guardian or designated adult should sit in the front seat
- If driving with a designated adult, driver should carry a signed letter of authorization from parent/guardian

It is important to obtain the Level 1 License as soon as your teen finishes Segment 1 of driver education. GDL requires your teen to hold a Level 1 License for at least six months from the date of issuance (found on the upper left corner of the Level 1 License), before applying for a Level 2 License. The longer you delay in obtaining the Level 1 License for your teen, the longer your teen must wait to apply for a Level 2 License.

Points to remember:

- Bring the following to a Secretary of State branch office when applying for a Level 1 License:
 - The green *Certificate of Completion* for Segment 1. **The green *Certificate of Completion* is not a driver's license.**

- Proof of your teen’s Social Security number, such as a Social Security card, W-2 form or a pay stub, OR a letter of ineligibility from the Social Security Administration.
 - Proof of your teen’s U.S. citizenship or legal presence, such as a certified birth certificate or valid U.S. passport.
 - Proof of your teen’s identity, such as a driver education certificate, school record or yearbook.
 - Proof of your teen’s Michigan residency, such as a high school report card or bank statement. (*Residency documents in a family member’s name may be used if the family relationship can be established by other forms of documented proof. For a list of all accepted Social Security, identity, legal presence and residency documents, visit www.Michigan.gov/sos.*)
- As the parent or legal guardian, you will need to grant written permission on the Level 1 License application for your teen to obtain the license.
 - Obtain the following from the branch office staff:
 - A validated Level 1 License. There is no fee.
 - A copy of the *Driving Skills Test Study Guide* (SOS-360), which includes the 50-hour driving log for recording all the hours of supervised driving.
 - A list of third-party testing organizations.

The *Driving Skills Test Study Guide* and the list of third-party testing organizations are also available on the Secretary of State’s Web site at: **www.Michigan.gov/sos**.
 - After the Level 1 License is issued to your teen, you may cancel it at any time if you believe your teen is not ready to drive under supervision. To cancel the Level 1 License, you will need to go to a Secretary of State branch office, turn in the Level 1 License and sign a *Driver License Cancellation* form. If the license is lost, stolen or unavailable, as a parent, you must sign a certification stating the reason the license is not available.
 - Teens who have not been previously licensed will be placed on a minimum three-year probationary period beginning when a Level 1 License is issued. Probation is a separate program from GDL. Please see page 21 of this booklet for more information.

YOUR TEENAGER HAS A LEVEL 1 LICENSE: NOW WHAT?

The Level 1 License is a learner's license. It places the greatest restrictions on your teen's driving privileges during the time he or she is beginning to acquire the fundamental skills necessary to be a competent and safe driver. With a Level 1 License, a teen may operate a motor vehicle only when accompanied by a licensed parent or legal guardian or any licensed driver 21 years of age or older designated by the parent or legal guardian.

As a parent or guardian, it is your responsibility to make sure your teen completes the required supervised driving with you or another licensed adult driver before Segment 2 of driver education begins. If your teen is driving with a designated licensed adult, your teen **should** carry a signed letter of authorization from you.

Now is a good time to develop a *Parent-Teen Safe Driving Contract* with your teen, setting the limits for acceptable and safe driving behavior (see sample contract on the Secretary of State's Web site at: **www.Michigan.gov/sos**). By showing an interest in your teen's progress, asking positive questions and emphasizing the importance of courtesy and good driving skills, you will help your teen become a safe and responsible driver.

Points to remember:

- Contact your insurance agent to verify coverage with a Level 1 License.
- Help your teen develop the habit of always carrying his or her license when driving.
- Prepare the driving log and record all supervised driving time. The *Driving Skills Test Study Guide* provides a driving log for your use. For information on how best to structure the behind-the-wheel experience for your teen's benefit, as well as your own, talk to your teen's driver education instructor and check the resource list at the back of this booklet.
- Begin providing supervised driving time with your teen. Your teen must complete a minimum of 30 hours of supervised driving, including a minimum of two hours of nighttime driving before beginning Segment 2 of the driver education course. Your teen must possess a valid Level 1 License for not less than three continuous

months prior to enrolling in Segment 2. A good rule of thumb is to complete at least 10 hours of supervised driving each month between Segment 1 and Segment 2.

- If you do not want your teen to advance to the next level of licensing, he or she may continue to drive with a Level 1 License until age 18.

PREPARING FOR SEGMENT 2 OF DRIVER EDUCATION

Segment 2 Driver Education

Requirements

- 30 hours minimum of supervised driving time including a minimum of two hours night driving
- Held a valid Level 1 License for not less than three continuous months

Availability

- Driver education providers who are certified to teach teens

Minimum Course Content

- Six hours of classroom driver education instruction



To enroll in Segment 2, your teen must have held a valid Level 1 License for not less than three continuous months. The Department of State requires that your teen must log at least 30 hours of supervised driving, including two hours at night, with a licensed parent, guardian or designated licensed adult age 21 or older before entering Segment 2.

Points to remember:

- Your teen cannot drive to or from the Segment 2 course unless accompanied by a licensed parent, legal guardian, or designated licensed adult age 21 or older.

- Obtain a white *Segment 2 Certificate of Completion* when your teen successfully completes Segment 2. The certificate must be presented to the driving skills test examiner before a road test is given.

MICHIGAN DRIVER EDUCATION			B 2222222
DES-002 (7/10)	SEGMENT 2	CERTIFICATE OF COMPLETION	
This is to certify that:			
_____	_____	_____	_____
First	Middle	Last	DATE
Date of Birth: _____			
_____	_____	_____	_____
Month	Day	Year	
has successfully completed Segment 2 of a driver education course in compliance with PA 384 of 2006. The instruction was provided by:			
_____		_____	
NAME OF SCHOOL		CITY	
_____		_____	
DRIVER EDUCATION CODE		Authorized School Official Signature	
_____		_____	
		Driver Education Instructor Signature	

			
			
THIS IS NOT A DRIVER LICENSE. THE STUDENT MUST POSSESS A DRIVER LICENSE OBTAINED FROM THE SECRETARY OF STATE TO DRIVE A VEHICLE.			

(Not shown in actual size)

GETTING READY FOR THE DRIVING SKILLS TEST

Driving Skills Tests

Requirements

- Completed Segment 2 of the driver education course
- Completed a minimum 50 hours of supervised driving, which includes a minimum of 10 hours of night driving
- Has had a Level 1 License for a minimum of six months

Availability

- Independent testing organization approved by the Secretary of State
- Driving skills test fee required, varies with testing organization

Before your teen driver can apply to take the driving skills test, he or she must have successfully completed Segment 2 of the driver education course, received the white *Segment 2 Certificate of Completion* and logged a minimum of 50 hours supervised driving which includes a minimum of 10 hours at night. Driving skills tests are provided by independent third-party testing organizations approved by the Secretary of State's office.

The driving skills test will consist of two parts—a basic control skills test and an on-road driving test.

Points to remember:

- Review the Michigan Department of State's *Driving Skills Test Study Guide* (SOS-360) with your teen.

- **Practice all required driving skills and maneuvers outlined in the *Driving Skills Test Study Guide* with your teen.** These skills are basic to becoming a competent driver. Failure to practice them can place your teen at a disadvantage at the driving skills test. Practicing is not allowed on third-party testing sites.
- Contact an independent third-party testing organization to schedule a date, time and location. **Driving skills test fees vary; be sure to ask about the cost.** A list of third-party testing organizations is available at any Secretary of State branch office or on the department's Web site (www.Michigan.gov/sos). Your teen's driver education instructor may have additional information about third-party testing organizations in your area. Your telephone book's yellow pages will also list them.
- Make sure the vehicle your teen drives during the driving skills test is safe and that your teen is familiar with its operation. If the vehicle does not meet the equipment and safety standards as described in the *Driving Skills Test Study Guide*, it cannot be used for the driving skills test.
- Provide the driving skills test examiner with the following documents:
 - The white *Segment 2 Certificate of Completion*.
 - The Level 1 License.
 - Your valid vehicle registration and proof of insurance certificate.
- **Be sure to allow at least one hour for the driving skills test.** You, as a parent or legal guardian, will be required to ride in the vehicle during the road test portion of the basic skills test. No additional passengers are allowed.
- A parent or legal guardian must sign a certification that the applicant has completed the required minimum 50 hours of behind-the-wheel driving experience.
- When your teen passes the driving skills test, he or she will receive a *Driver Skills Test Certificate*, which is valid for 60 days after it is issued, or 60 days after your teen's 16th birthday.
- **If your teen fails to pass the driving skills test:**
 - You will receive a test review explaining the reasons for failure.
 - You will need to obtain information about retesting.
 - Review the *Driving Skills Test Study Guide* with your teen.
 - Continue to supervise your teen's driving, emphasizing the correct driving skills and stressing those that were not passed during the driving skills test.
 - A retesting fee will be required. These fees will vary by testing organization.

THE LEVEL 2 INTERMEDIATE LICENSE

Level 2 Intermediate License

Requirements

- Teen is at least 16 years old
- Meet physical and medical licensing standards
- Possessed a Level 1 License for six months
- Completed Segment 1 and 2 of an approved driver education program
- Passed a driving skills test and presented a skills test certificate
- Must present proof of legal presence. (Proof of a Social Security number, identity and Michigan residency will also be required if it was not provided at Level 1.)
- Completed a minimum of 50 hours of supervised driving time, including 10 hours at night
- Must be violation and suspension free, and have no at-fault crashes during the 90 days prior to applying for the Level 2 License
- Have a parent or legal guardian sign the application and certify the minimum 50 hours of behind-the-wheel driving experience

Availability

- Obtain Level 2 License at a Secretary of State branch office (a fee is required)

Restrictions

- Between 10 p.m. and 5 a.m., teen must drive with a parent, legal guardian or licensed adult over age 21 unless driving to or from employment.
- With the exception of immediate family members, teen must not have more than one passenger under age 21 unless traveling to or from school or a school sanctioned event.

Parent Option

- Parent/guardian has the option of requesting in writing that the teen driver remain at Level 2 and not automatically advance to Level 3 at age 17. Request must be made at least 30 days before teen's 17th birthday.

Under the Level 2 License, teens are permitted to drive unsupervised **except between the hours of 10 p.m. and 5 a.m.** when

they must have a licensed adult with them. Teens who must drive between 10 p.m. and 5 a.m. because of work are not required to have an adult with them. However, they should be able to provide proof that they are traveling directly to or from employment.

Points to remember:

- To obtain a Level 2 License your teen must:
 - Be at least 16 years old.
 - Have parental permission.
 - Have completed Segment 1 and Segment 2 of the driver education course.
 - Have completed a minimum of 50 hours of behind-the-wheel experience, of which at least 10 hours must include driving at night.
 - Have held a Level 1 License for at least six months.
 - Be violation and suspension free, and have no at-fault crashes during the 90 days prior to applying for a Level 2 License.
- Bring the following to the Secretary of State branch office when applying for the Level 2 License:
 - The Level 1 License.
 - The *Segment 2 Certificate of Completion*.
 - The *Driving Skills Test Certificate*.
 - Proof of legal presence, such as an original, certified birth certificate or a valid, unexpired U.S. passport. Proof of a Social Security number, identity and Michigan residency will also be required if it was not provided at Level 1. For complete details, visit **www.Michigan.gov/sos**.
 - Cash, check or money order to pay the fee for the Level 2 License. Secretary of State branch offices also accept Discover and MasterCard at the counter. A nominal service fee is charged.
 - A smile. Your teen's photograph will be taken for the Level 2 License.


When your teen applies for a Level 2 License, **you** have the choice of allowing your teen to automatically advance to a Level 3 License when he or she is eligible or delaying the Level 3 License until **you** decide your teen is ready to have full driving privileges with no restrictions.

If you **do not** want your teen to automatically advance to a Level 3 License, you must complete the *Parent/Guardian Request to Continue Minor's Level 2 Intermediate License form*. This form was included with the information you received at the time you and

your teen applied for the Level 2 License at the Secretary of State branch office. **This form must be completed and mailed 30 days before your teen's 17th birthday.** Your teen will continue to drive under the Level 2 restrictions until you decide your teen is ready for a Level 3 License or until your teen turns 18 years old. GDL ends for teens when they turn 18.

Once the Level 2 License is issued, you may decide to restrict it to a Level 1 License. You may also cancel the Level 2 License if you believe your teen is not ready for it. You will need to go to a Secretary of State branch office, surrender your teen's license and sign a form to restrict or cancel it.

Once you restrict or cancel a license, you may reinstate it or lift the restrictions. To do so, you will need to go to a Secretary of State branch office and process a new application. You will be required to pay a fee and your teen's photograph will need to be retaken.



(Not shown in actual colors)

THE FINAL STAGE—GAINING FULL DRIVING PRIVILEGES AT LEVEL 3

Level 3 License

Requirements

- Teen is at least 17 years old
- Held Level 2 License for six months
- **Must be violation- and suspension-free, and have no at-fault crashes for 12 consecutive months prior to applying for the Level 3 License**

Availability

- With parent/guardian approval at Level 2, the Level 3 License is automatically mailed to teen
- If approval was not given, parent/guardian and teen must go to a Secretary of State branch office

Restrictions

- No fee is required
- No state-imposed license restrictions
- Parent or guardian may restrict or cancel the license

Although the Level 3 License carries no state-imposed restrictions, you may **continue to place limits** you feel necessary on your teen's driving privileges. Your teen is eligible for a Level 3 License if he or she is at least 17 years old, has held a Level 2 License for at least six months and has been crash- and violation-free during the prior 12 months.

You do not have to go to a Secretary of State branch office to obtain a Level 3 License. Your teen will automatically progress to a Level 3 License when he or she meets the Level 3 criteria shown above. The Level 3 License will be mailed to your teen's address on file with the Secretary of State.

Once the Level 3 License is issued, you may decide to restrict it to a Level 2 or Level 1 License. You may also cancel the Level 3 License if you believe your teen is not ready for restricted or unrestricted driving privileges. You will need to go to a Secretary of State branch office, surrender your teen's license and sign a form to restrict or cancel it.

Points to remember:

- Discuss your *Parent-Teen Safe Driving Contract* with your teen. You have the right to restrict your teen's driving activities when necessary.
- Your teen will automatically advance to a Level 3 License unless you inform the Secretary of State otherwise.
- You may restrict or cancel your teen's Level 3 License.
- GDL ends for teens when they turn 18, no matter what licensing level they have achieved.
- Teens exiting GDL may still be subject to probationary requirements. Probation does not automatically end at age 18. (See *A Word About the Michigan Department of State Probationary License Program*, page 21).



(Not shown in actual colors)

COACHING YOUR TEEN

Behind-the-Wheel Tips

Most teens view a driver's license as a "rite of passage" to adulthood and freedom, and eagerly await the time when they can legally drive. Statistics reveal that teens as a group are more likely to be involved in a traffic crash. For example, teens between the ages of 16 and 19 are **four times** as likely as other drivers to be involved in traffic crashes. The problem is not a teen's age. It is inexperience behind the wheel, poor judgment, tendency to act impulsively or emotionally, belief in his or her invincibility and peer pressure that lead to risky driving behaviors and increased number of crashes.

As the parent or guardian of a teen in GDL, you have an important role in determining the type of driver your teen will become. Your coaching will work to reinforce the basic skills, driving strategies and attitudes taught in driver education.

The role model you present as a driver is especially important. Once you are aware of your own driving habits, you will be in a better position to coach your teen driver. Take a moment to assess your own driving behavior. Do you:

- Make sure everyone in the vehicle wears a safety belt? It is the law.
- Know your car, especially the controls and safety devices?
- Always drive defensively?
- Control emotions during all driving experiences?
- Obey all traffic laws?

Your coaching responsibility begins when your teen enrolls in Segment 1 of the driver education course and extends throughout the graduated licensing process. With young, inexperienced drivers, it is important to begin slowly and gradually introduce more difficult maneuvers and traffic situations. Your first coaching efforts with your teen should be in low-risk areas, such as a large parking lot, where your teen can practice and demonstrate basic skills such as starting, stopping, backing, turning and parking.

Once your teen is comfortable handling the above basic skills, you can begin increasing the level of difficulty by allowing him or her to drive on roads with light traffic. Look for situations that will give your teen experience with various types of intersections, left- and right-hand turns, one-way streets and single- and multiple-lane roads.

As your teen's skill develops with moderate traffic situations, you can begin to introduce more difficult situations such as driving during rush hour and on the freeway. Other high-risk driving conditions which your teen will need to concentrate on include driving at night and in bad weather.

Keep the following points in mind as you coach your teen:

- Make sure everyone in the vehicle is wearing a safety belt. It is the law. Make sure your teen understands, that as a driver, it is his or her responsibility to make sure everyone is safely buckled up.
- Continue to monitor your teen's exposure to danger. Until your teen gains more experience and confidence, limit the amount of driving done during high-risk situations, such as at night, in an unfamiliar vehicle, with teen passengers, in bad weather, at rush hour or after school.
- Expect your teen driver to make some mistakes while driving. Use these experiences to help reinforce safe driving techniques.
- Speeding is the most common violation made by teen drivers and a major contributor to traffic crashes. Make sure your teen understands the importance of always obeying the speed limit and driving at a speed that is correct for the driving conditions.
- It is important for young drivers to learn to search the "big picture" on the road, in front of and behind the vehicle—to look for other vehicles, pedestrians and bicyclists. Teach your teen to be alert for the unexpected when driving. **And as your teen's coach, you need to be continually scanning ahead for dangers, too.**
- Nighttime driving poses a special risk to teens because one-third of teen fatal traffic crashes occur at night. Make sure your teen knows how to drive safely in spite of the reduced visibility and glare from oncoming and following traffic. **If needed, extend the amount of supervised nighttime driving your teen does until you feel he or she is ready to drive at night alone.**
- Make sure your teen understands how to correctly operate the braking system of the vehicle he or she is driving. Vehicles equipped with anti-lock braking systems (ABS) require different emergency braking procedures than those without ABS.
- Misinterpreting a road sign leads to trouble. The shape, color and placement of words on signs all carry meaning. It is important for teens to understand and react to road signs correctly and timely.
- Driving involves stressful situations. Help your teen learn to control emotions that lead to aggressive driving and "road rage."

- It is important to keep focused when driving, especially when additional distractions are present, such as passengers in the vehicle.
- Michigan has a Zero Tolerance Law. It is illegal for anyone under age 21 to drink, possess or buy alcohol. Emphasize that drinking adversely affects driving capabilities, no matter how old or experienced the driver is.
- Research shows that falling asleep behind the wheel contributes to many traffic crashes. Remind your teen to never drive while tired. If your teen feels sleepy while driving, he or she should pull over to a safe spot to nap, or call for help.
- Current research has also shown that both hand-held and hands-free cell phone use impairs driving. Remind your teen to pull the car over to a safe spot before using a cell phone, whether holding a conversation or text messaging.
- When driving, does your teen:
 - Search well ahead and to the sides?
 - Frequently check the rearview mirror?
 - Avoid driving in other vehicles’ blind spots?
 - Follow other vehicles at a safe distance by maintaining a safe following distance of at least four to five seconds?
 - Increase the space cushion and stay away from the “no-zones” when dealing with large vehicles?
 - Stay in the proper lane, making sure not to crowd vehicles on either side?
 - Come to a full stop at stop signs?
 - Match speed to road, traffic or weather conditions?
 - Signal all driving maneuvers correctly and in a timely manner, such as changing lanes, exiting the roadway and making turns?

As you coach your teen, continue to review the Parent-Teen Safe Driving Contract (see sample contract on the Secretary of State’s Web site at: www.Michigan.gov/sos). If you believe your teen is not ready to handle certain driving conditions, consider placing restrictions on:

- Number of passengers allowed—none, one, two or more?
- The number of trips.
- The length of a trip.
- Nighttime driving.
- Driving during certain weather or traffic conditions.
- Travel along new or unfamiliar routes.
- Travel to new or unfamiliar places.

YOUR AUTO INSURANCE

- Contact your auto insurance company to verify coverage for your teen driver and ask how to keep premium payments at a minimum.
- Remember, your driving record and your teen's driving record have a major influence on your insurance premium.

CHOOSING A VEHICLE FOR YOUR TEEN

When choosing a vehicle for your teen, consider the following:

- What safety features does the vehicle have? Older models may lack advanced features such as air bags, anti-lock brakes or traction control.
- The size and weight of the vehicle. Generally, larger, heavier vehicles are safer in crashes than small cars.
- Does your teen's driving skill and maturity match the intended vehicle? Fast and powerful vehicles can quickly overpower an inexperienced driver caught in the lure of speed and the open road. Resist the temptation to give your teen a "fast" car.

PROBATION:

A Word About the Michigan Department of State Probationary License Program

All newly licensed first-time drivers in Michigan are placed on probation for at least three years. The probationary licensing program is a way for the Secretary of State to monitor their driving performance. Probation and GDL are independent programs that work together to control a teen's driving risk.

Teen drivers under probation with tickets or crashes on their records may face personal reviews called driver assessment reexaminations. These reexaminations may cause a teen's license to be restricted, suspended or both. Should this occur, a teen's advancement to the next level of GDL will be delayed.

During the last 10 months of probation, tickets, at-fault crashes or license suspensions will extend the probationary period until the driver can complete 10 months of consecutive, violation-free driving.

Young drivers with unsatisfactory driving records will continue to be under probation until they prove themselves safe and competent drivers, even if they are no longer in GDL.

WHAT ARE ZERO TOLERANCE AND MINOR IN POSSESSION LAWS?

Zero Tolerance

Under the Zero Tolerance law, teens are at risk of losing their license if they consume alcohol. The consequences for breaking the Zero Tolerance law are tough. Penalties for a first offense include:

- Up to a \$250 fine and/or up to 360 hours of community service
- Driver's license is restricted for 30 days
- Four points on the teen's driving record
- Payment of a \$500 Driver Responsibility Fee for two years

Penalties for the second and subsequent violations will be significantly more severe. Additionally, there will be attorney fees to pay and automobile insurance premiums may increase.

Please note that a teen driver's Zero Tolerance conviction may also count as an alcohol offense under Michigan's Repeat Offender laws. One Zero Tolerance conviction is a misdemeanor carrying a 30-day driver's license restriction. Two Zero Tolerance convictions not in combination with any other alcohol offenses result in a 90-day driver's license suspension. A Zero Tolerance conviction in combination with another alcohol offense within seven years, or in combination with two other alcohol offenses within 10 years, can result in a driver's license revocation with no hardship appeal. For more information about the Repeat Offender laws, visit the Secretary of State's Web site at www.Michigan.gov/sos.

Minor in Possession

Teens and parents should also be aware that it is illegal for a teen to simply possess an alcoholic beverage. The beverage need not be opened to cause a minor to lose his or her driving privileges. Even an

unopened container of alcohol found in a motor vehicle operated by a teen can result in a license suspension – even if the teen does not know it is there. Penalties for violating the Minor in Possession law include:

- First offense - \$100 fine, no action taken against the driver's license
- Second offense - \$200 fine, driver's license is suspended for 30 days and restricted for 60 days
- Third offense - \$500 fine, driver's license is suspended for 60 days and restricted for 305 days
- Community service may be required
- Alcohol screening may be required

HOW TEENS ARE INVOLVED IN CRASHES...

- The largest number of fatal crashes involving teen drivers are single-vehicle crashes, often with passengers in the vehicle who may cause distractions for the driver.
- Many teen crashes involve rolling the vehicle after straying onto the shoulder of the road or when swerving to miss an obstacle.
- Teen drivers are often involved in collisions with ditches and trees.
- Teen driver crashes are often the result of driving too fast.
- Teens are most likely to be involved in a fatal crash between the hours of 3 p.m. and midnight.
- Teens have a high rate of crashes on county and city roads.
- Teen drivers are involved in more crashes on Friday, Saturday and Sunday than any other days of the week.

This information is available from the Michigan Traffic Crash Facts book and can be found on the Office of Highway Safety Planning's Web site at www.michigan.gov/msp.

RESOURCE MATERIALS

Coaching Your Teen

The following resources may help you as you coach your teen:

Your teen's driver education textbook
and driver education instructor

Driving Skills Test Study Guide (SOS-360) available at any Secretary of State branch office and online at **www.Michigan.gov/sos**

AAA National driver's education resource materials

Network of Employers for Traffic Safety's *The Novice Driver's Road Map*

Contact: Office of Highway Safety Planning at (517) 333-5322

(*The Novice Driver's Road Map* provides adult coaches with a series of practice sessions for teen drivers.)

Traffic Safety Web Sites:

AAA Foundation For Traffic Safety

www.aaafoundation.org

AAA Michigan

www.autoclubgroup.com/michigan

Allstate Insurance

www.allstate.com

American Association of Motor Vehicle Administrators

www.aamva.org

Checkpoints Program

<http://saferdrivingforteens.org/>

Insurance Institute for Highway Safety

www.hwysafety.org

Michigan Department of State

www.Michigan.gov/sos

Michigan Driver and Traffic Safety Education Association

www.adtsea.org/michigan

Mothers Against Drunk Driving

www.madd.org

National Highway Traffic Safety Administration

www.nhtsa.dot.gov

Network of Employers for Traffic Safety

www.trafficsafety.org

Office of Highway Safety Planning
www.michigan.gov/msp

Operation Lifesaver
www.oli.org

STOPPED Program
<http://stopped.michigansheriff.com/>

MICHIGAN'S GRADUATED LICENSE SYSTEM

Driver Education Segment 1	Level 1 License	Preparation for Driver Education Segment 2	Driver Education Segment 2	Preparation for Driving Skills Test	Driving Skills Test	Level 2 License	Level 3 License
<p>Minimum age of 14 years and 8 months</p> <p>Vision/health screening prior to behind-the-wheel experience</p> <p>Minimum 24 hours of classroom</p> <p>Minimum six hours behind-the-wheel experience</p> <p>Minimum four hours behind-the-wheel observation time</p> <p>Written exam required</p>	<p>No fee</p> <p>14 years, 9 months of age</p> <p>Vision exam</p> <p>Health standards</p> <p>Written approval of parents</p> <p>Proof of Social Security number, legal presence, identity and Michigan residency</p> <p>May drive only with parent or designated licensed adult age 21 or older</p>	<p>Complete at least 30 hours of the required 50 hours of behind-the-wheel practice driving with parent, including two hours of the required 10 hours night driving</p> <p>Held a valid Level 1 License for not less than three consecutive months</p>	<p>Minimum six hours of classroom</p> <p>Written exam required</p>	<p>Complete what remains of the required 50 hours behind-the-wheel, including what remains of the 10 hours required night driving</p> <p>Review study guides</p>	<p>Fee will vary</p> <p>Minimum of six months at Level 1</p> <p>Vehicle inspection</p> <p>Off-road test</p> <p>On-road test</p>	<p>Fee required</p> <p>16 years of age</p> <p>90 days crash- and violation-free prior to application for Level 2 License</p> <p>Between 10 p.m. and 5 a.m., teen must drive with a parent, legal guardian or licensed adult over age 21 unless driving to or from employment</p> <p>With the exception of immediate family members, must not have more than one passenger under age 21 unless traveling to or from school or a school sanctioned event</p>	<p>No fee</p> <p>17 years of age</p> <p>Minimum of six months at Level 2</p> <p>12 consecutive months of crash- and violation-free driving at Level 1/Level 2 prior to application for Level 3 License</p> <p>Full driving privileges with no restrictions</p>

Minimum three-week class

Minimum of six months

Minimum of six months



**An alternative format of this printed material may
be obtained by contacting the Department of State
at (888) SOS-MICH (767-6424).**